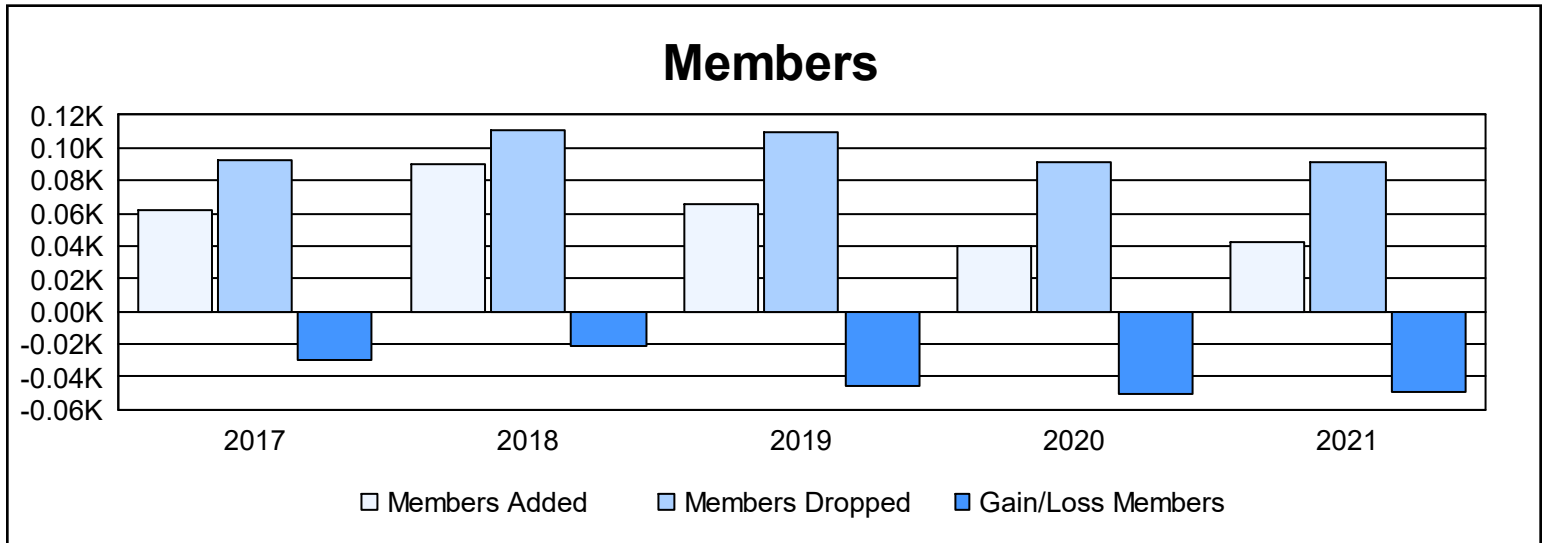
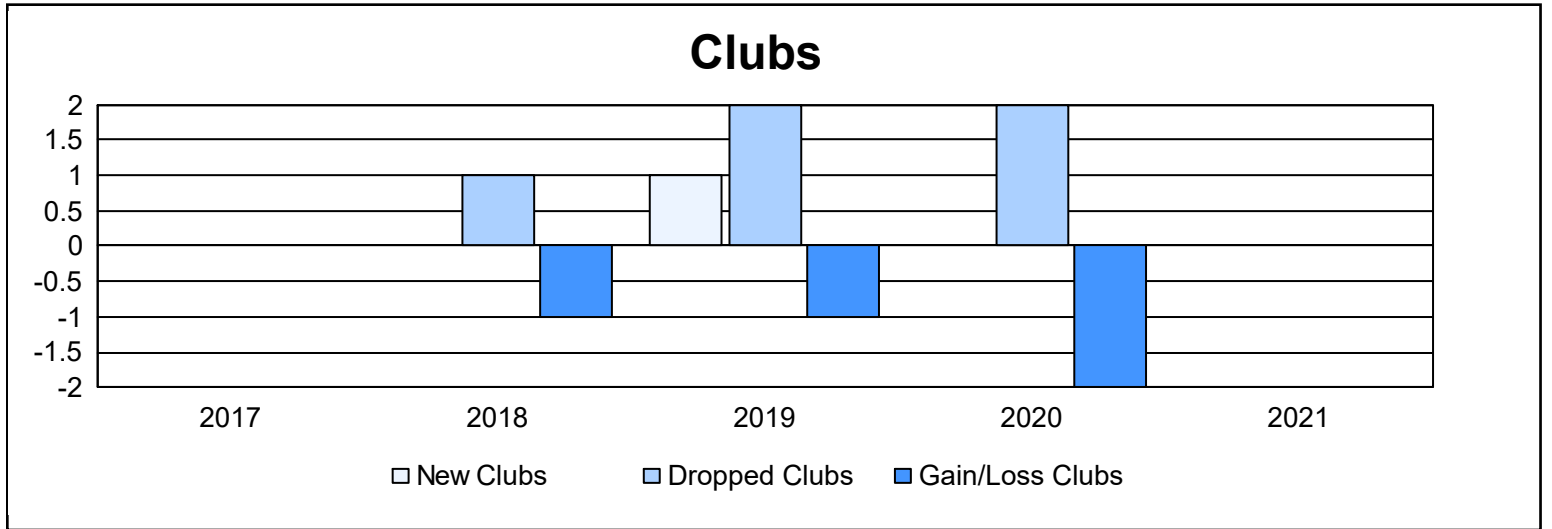
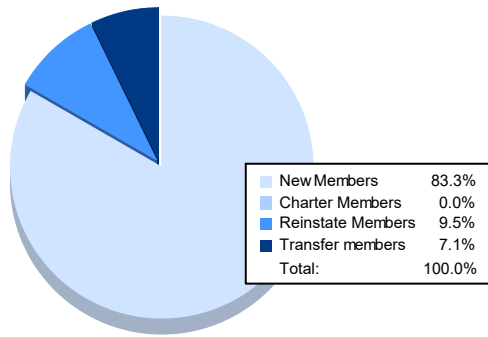


| Year | New Clubs | Dropped Clubs | Gain/ Loss Clubs | New Members | Charter Members | Reinstate Members | Transfer Members | Total Member Added | Total Members Dropped | Gain/ Loss Members |
|----------------|-----------|---------------|------------------|-------------|-----------------|-------------------|------------------|--------------------|-----------------------|--------------------|
| 2016-2017 | 0 | 0 | 0 | 57 | 0 | 4 | 1 | 62 | 92 | -30 |
| 2017-2018 | 0 | 1 | -1 | 79 | 0 | 1 | 10 | 90 | 111 | -21 |
| 2018-2019 | 1 | 2 | -1 | 29 | 35 | 0 | 1 | 65 | 110 | -45 |
| 2019-2020 | 0 | 2 | -2 | 33 | 0 | 3 | 4 | 40 | 91 | -51 |
| 2020-2021 | 0 | 0 | 0 | 35 | 0 | 4 | 3 | 42 | 91 | -49 |
| Average | 0 | 1 | -1 | 47 | 7 | 2 | 4 | 60 | 99 | -39 |



Membership Composition June 2021 Cumulative



Gender Composition June 2021 Cumulative

